

Poster

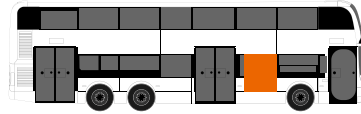
Vehicles

AL200 - F200

Double-decker Bus

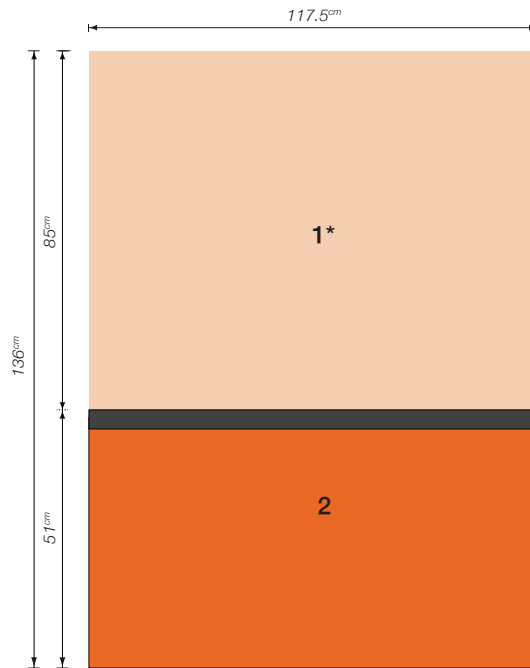
format: 117.5 x 170 cm

door side



Plan for the advertising area

AL200 - Double-decker Bus
Plan for the graphic artist and printer



Opaque sticker



Microperforated sticker



Overlap

*** IMPORTANT**

Please leave 2 cm extra cover (window seam) at the bottom of part 1

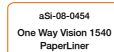
Approved materials

Type: Opaque sticker on chassis.
Microperforated sticker on panes.

Printing: Digital.
No UV printing.

	Guarantee	Brands	References
Only chassis			
Opaque sticker with grey or black adhesive	- 6 months	Mac Tac	JT 9300
	+ 6 months	Mac Tac	JT 9300 laminate
Only panes			
Microperforated sticker	6 months - 1 Y.	Clear Focus	One Way Vision PromoVue 1540 PaperLiner

The microperforated films must absolutely bear the reference of the adhesive used, according to the following pattern:
The DuoLiner material is not accepted.



Have your supplier confirm the compatibility of the adhesive.

Delivery

Preparation

You deliver posters in packages with complete posters (opaque and microperforated). Please include a proof with mounting sketch. Please also supply the stickers (full formats) always with the pictures rolled to the outside. Do not roll too tightly.

Delivery slip

Note the name of the printing shop and of the representative, the campaign title, format and number of posters or hanging displays, the material reference and the printing date of the material.

Deadline

2 weeks in advance, at the latest 7 working days before the beginning of the campaign.

Address

TP Publicité SA
Avenue de la Jonction 17, 1205 Genève

We must reject any delivery that does not correspond to these conditions.